



Neighbors In Need Of Services, Inc.

Head Start/Early Head Start



*“Creating a brighter future for our children and la familia”*

22887 State Highway 345

Rio Hondo, Texas 78583

~

Tel: 956.399.9944 ~ Fax: 956.399.9966

~

[www.ninosinc.org](http://www.ninosinc.org)

[info@ninosinc.org](mailto:info@ninosinc.org)

Annual Report 2022~2023



NINOS, Inc. is an equal opportunity provider and employer

# TABLE OF CONTENTS

3. Governance
4. About NINOS, Inc.
5. Supports and Services
6. Enrollment
8. Children Services
10. Child Outcomes
13. Family Services
14. Family Outcomes
15. Health Services
16. Financial Information



# GOVERNANCE



## The Governing Board

The NINOS, Inc., Head Start/Early Head Start Board of Directors serves as the governing body for NINOS, Inc. and is composed of 9 members, following the Head Start Performance Standards. The Board of Directors has legal and fiscal responsibility for administering and overseeing the program, including the safeguarding of federal funds.

Roberto Lopez, Chairperson

Mary Sosa-Villarreal, Vice-Chairperson

Juanita Ortiz, Secretary/Parliamentarian

Esperanza Vera, Treasurer

Denjuami Barker, Member

Maria F. DeFord, Member

Juan Moreno, Jr. Member

Alma Ruiz, Member

Gilberto Hinojosa, Member

## Policy Council

The NINOS, Inc., Head Start/Early Head Start Policy Council (HSPC) is composed of 38 members, one representative and one alternate from each area and two community representatives. The council's membership is elected and composed as follows:

The HSPC is comprised of parents of enrolled Head Start/Early Head Start children (95%) and 5% of representatives from within the community.

The HSPC's role is the shared governance and responsibility regarding decisions about program goals and plans, annual budget, and personnel functions.

Melissa N. Tamayo, President

Juan Badillo Vice-President

Julliana Martinez, Secretary/Treasurer



# ABOUT NINOS, INC

Neighbors In Need Of Services, Inc. (NINOS, Inc.) Head Start/Early Head Start program focuses on the holistic approach and core values of promoting school readiness for children under the age of 5 from low-income families through education, health, social and other services.

NINOS incorporated in 1990 as a non-profit organization, as described in the IRS Code Section 501(c)3. NINOS, Inc. is funded by the United States Department of Health and Human Services to operate three grants: Head Start, Early Head Start, and Training and Technical Assistance (T/TA). Furthermore, the children's meals are reimbursed by the Texas Department of Agriculture (TDA). The service area covers Cameron and Willacy counties. The program serves children before they are born through four (4) years of age. Head Start and Early Head Start children receive services that include: educational, nutritional, dental, health, transitional, and special services. One of the criteria for receiving Head Start services is that the families must meet federal income poverty guidelines.

In the 2022-2023 program year the agency had 50 center locations in operation in Cameron and Willacy county composed of 19 Head Start/Early Head start centers, 25 Head Start centers, and 6 Early Head Start centers. The program was granted to serve for the 2022-2023 program 1,624 children in Head Start and 688 in Early Head Start.

The mission of NINOS, Inc. is "Creating a brighter future for our children and la familia" We work to enhance the development of young children, promote healthy family functioning, provide for staff development and establish partners among the Community.



*"Creating a brighter future for our children and la familia"*

# SUPPORTS AND SERVICES

NINOS, Inc. tracks data on the provision of services and support to ensure families and children are reaching their full potential. In the 2022-2023 program year, 1,118 families received at least one type of services or support. The information below shows the specific resource, referral or support our families received during the 2022-2023 program year for the Head Start and Early Head Start program.



## Family Support



## Crisis Support

Housing Assistance	50	Crisis Intervention	278
Children's Screening and Assessments	822	Substance Abuse Prevention	108
Parenting Education	201	Substance Abuse Treatment	109
Relationship/Marriage	89	Education on Tobacco Product Use Consequences	410
Asset Building Services	322	Families of Incarcerated In-	35
Education on Postpartum Care	229		



## Skills Support



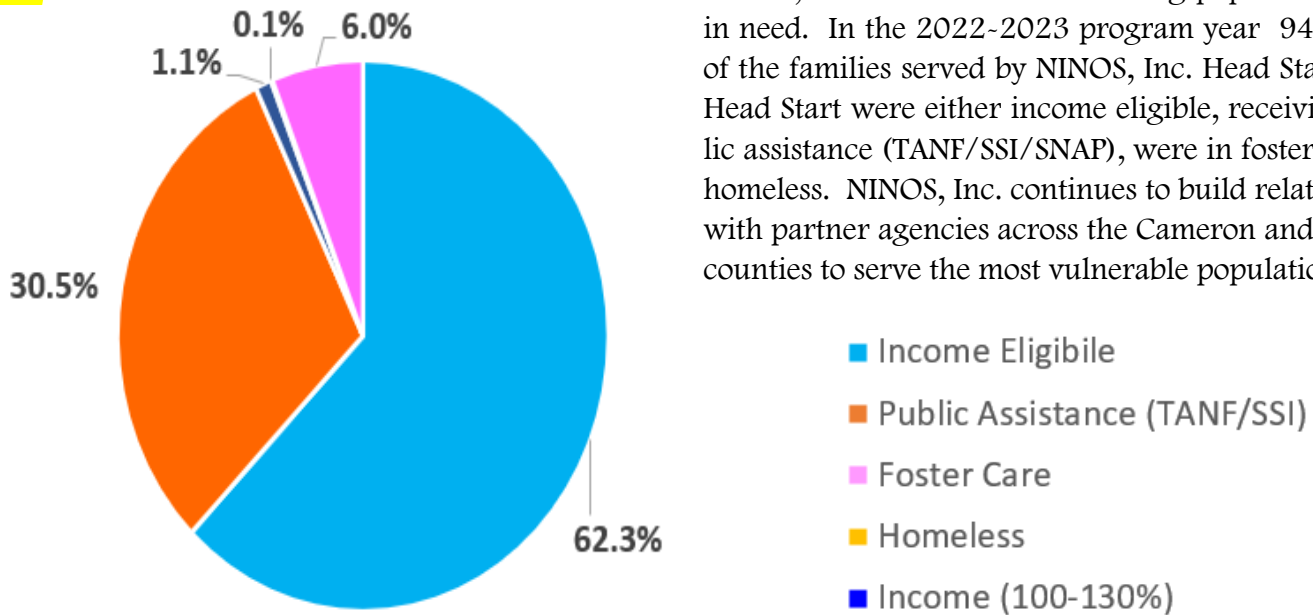
## Health Care Services

English as a Second Language Training	68	Mental Health Services	31
Adult Education/Job Training	232	Education on Medical & Oral Health	561
Support Transitions (EHS to HS, HS to kindergarten)	757	Nutrition	783



# ENROLLMENT

## Enrollment by Eligibility Categories



NINOS, Inc. is committed to serving populations most in need. In the 2022-2023 program year 94 percent of the families served by NINOS, Inc. Head Start/Early Head Start were either income eligible, receiving public assistance (TANF/SSI/SNAP), were in foster care, or homeless. NINOS, Inc. continues to build relationships with partner agencies across the Cameron and Willacy counties to serve the most vulnerable populations.

## Cumulative Enrollment

The cumulative enrollment for the 2022-2023 program year was 1818 in Head Start and 1004 in Early Head Start.

Type of Eligibility - Head Start/Early Head Start		
Income below 100% of federal poverty line	1759	62.3%
Public assistance such as TANF or SSI	860	30.5%
Status as a foster child	30	1.1%
Homeless	3	.01%
Family between 100-130% of federal poverty line	170	6%
<b>TOTAL</b>	<b>2822</b>	

The total number of families served for the 2022-2023 program year was 1,742 in Head Start and 898 in Early Head Start.



# ENROLLMENT



## Recruitment

Recruitment is ongoing to ensure that a waiting list is maintained. Recruitment activities are promoted through announcements posted in community and local service buildings, businesses, churches, the NINOS, Inc. website, and circulated through the local newspapers. All distributed information is made available in both English and Spanish. Recruitment efforts include recruiting children who have disabilities. Ten percent of enrollment opportunities are made available to children with disabilities.

## Monthly Enrollment

Between August 2022 and June 2023 the average monthly enrollment for the Head Start program, including slots open less than 30 days, was 95 percent of available slots, and the average monthly enrollment of the Early Head Start program was 100 percent.

### ENROLLMENT HEAD START/EARLY HEAD START

Month	Enrollment	Funded Enrollment	% of Funded Enrollment
August – 2022	2019	2312	87%
September - 2022	2083	2312	90%
October - 2022	2154	2312	93%
November - 2022	2254	2312	97%
December - 2022	2271	2312	98%
January - 2023	2287	2312	99%
February - 2023	2284	2312	99%
March - 2023	2285	2312	99%
April - 2023	2276	2312	98%
May - 2023	2272	2312	98%
June - 2023*	1801	1823	99%
July - 2023	Closed	Closed	NA

\*1823 Slots in Operation (1143 HS/680 EHS)

## Funded Enrollment

The funded enrollment for the Head Start program for 2022-2023 was 1624. The funded enrolled for Early Head Star was 688. The combined funded enrollment for NINOS, Inc. for 2022-2023 was 2312.





# Children Services

The shared vision of the NINOS, Inc.'s Head Start/Early Head Start program is to prepare all children for kindergarten and future successes through collective leadership, planning, accountability, and professional development. The program adopted the definition of school readiness, primarily underpinned from the Improving Head Start for School Readiness Act of 2007 which requires programs to maintain and sustain a birth to five comprehensive, developmental system framework. Therefore, the NINOS, Inc. program bases its educational approach by drawing from the definition of school readiness as the state of development that enables children to successfully transition from Head Start to function and gain knowledge from learning experiences in kindergarten classrooms.

NINOS, Inc. utilized leadership teams of staff, parents, and community partners to respond systematically by using a variety of resources and data to establish goals and age-specific indicators. The leadership team members referenced resources such as the Head Start Performance Standards, Head Start Early Learning Outcomes Framework, Parent and Community Engagement Framework, Frog Street Early Childhood Curricula, Texas Prekindergarten Guidelines, and the Texas State Early Learning Infant Toddler Framework. In addition, data sources were examined for patterns in the progress and well-being of the children, which included the Learning Accomplishment Profile (Lap BK) children assessment results, as well as the NINOS Self-Assessment Report, and the Program Information Report (PIR).

The 2022-2023 school readiness goals addressed the needs of all children, including dual language learners and children with disabilities. These goals address the child's health and nutrition, relationships, eagerness to learn, ability to connect known and new experiences, communication, and awareness of books and printed material. It is also important to note that these goals did not represent the full breadth of development occurring during the first five years of life, nor typify the number of goals the program develops. Nonetheless, these goals and age-specific benchmarks enabled staff, families, and school partners to implement effective practices necessary to promote the school readiness informed by both research and data. Throughout the year, the NINOS, Inc.'s community of staff, parents, and supportive educational agencies worked side by side to support children's development.




*“Creating a brighter future for our children and la familia”*





# Children Services



## 2022-2023 School Readiness Goals

DOMAINS FROM HEAD START EARLY LEARNING OUTCOMES FRAMEWORK	OUTCOMES
Approaches to Learning	◆ Children will demonstrate interest, curiosity, persistence, and eagerness to learn.
Social and Emotional Development	◆ Children will engage in relationships and interactions with others as they develop a healthy concept of their personal identity.
Language and Literacy	◆ Children will increase their oral language abilities and pre-literacy skills.
Cognition	◆ Children will develop and demonstrate the ability to retain and connect new and familiar experiences to numerical knowledge.
Perceptual, Motor and Physical Development	◆ Children will understand and demonstrate healthy and safe habits.

## Transitions

Transition is a priority at Head Start. Children can't begin to learn if they are frightened or uncomfortable with their surroundings. The transition services focus on assisting and preparing parents and staff as a child leaves the comforts of home to enter the Early Head Start, Head Start or the Public School.

- ◆ A total of 85 children were projected to transitioned into kindergarten at the end of the 2022-2023 program year.
- ◆ A total of 168 toddlers transitioned to Head Start by the end of the of the 2022-2023 program year.

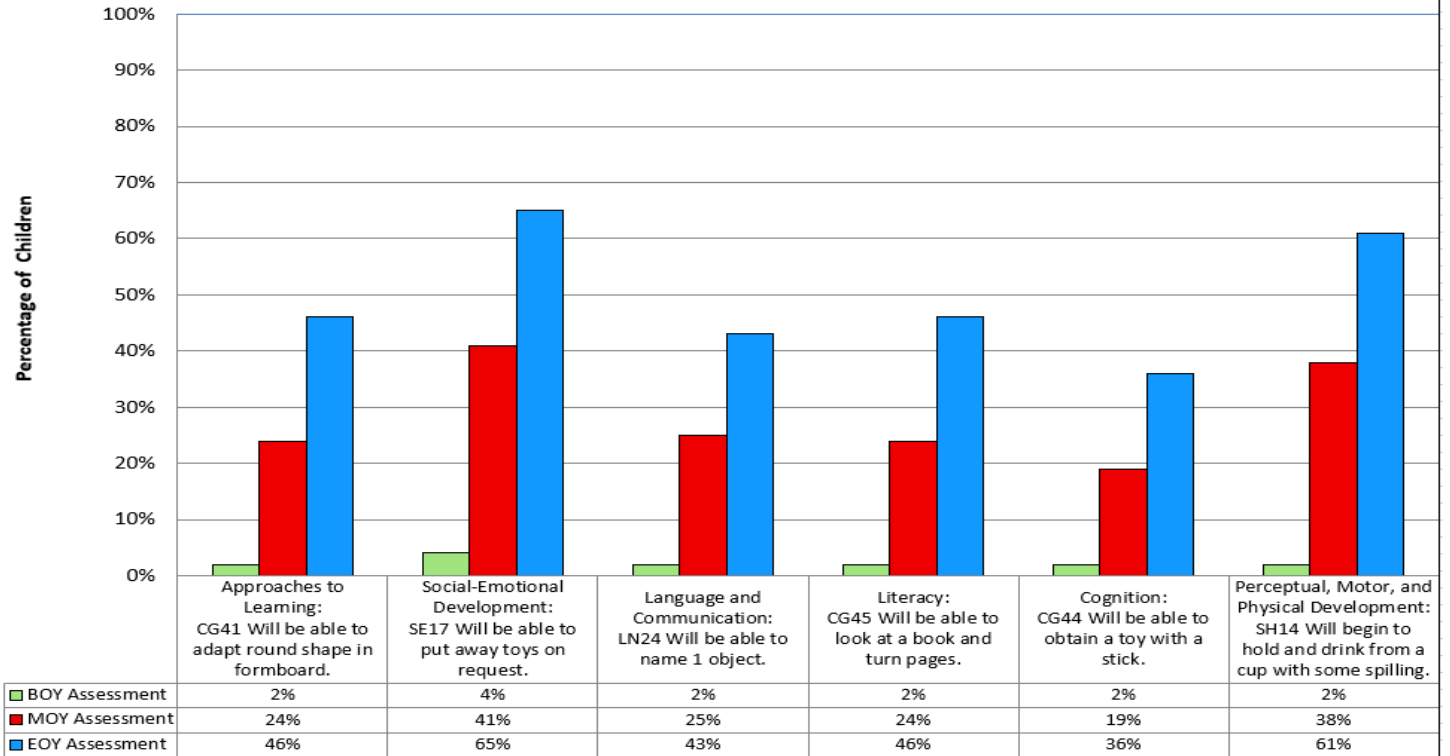
## Assessment

As required, children's developmental progress is formally assessed three times a year using a research-based child outcome assessment. The results allow the program to follow children's developmental progress and to determine the effectiveness of the curriculum implementation. The growth percentages are a comparability of the first and last assessments of the 2022-2023 program year.

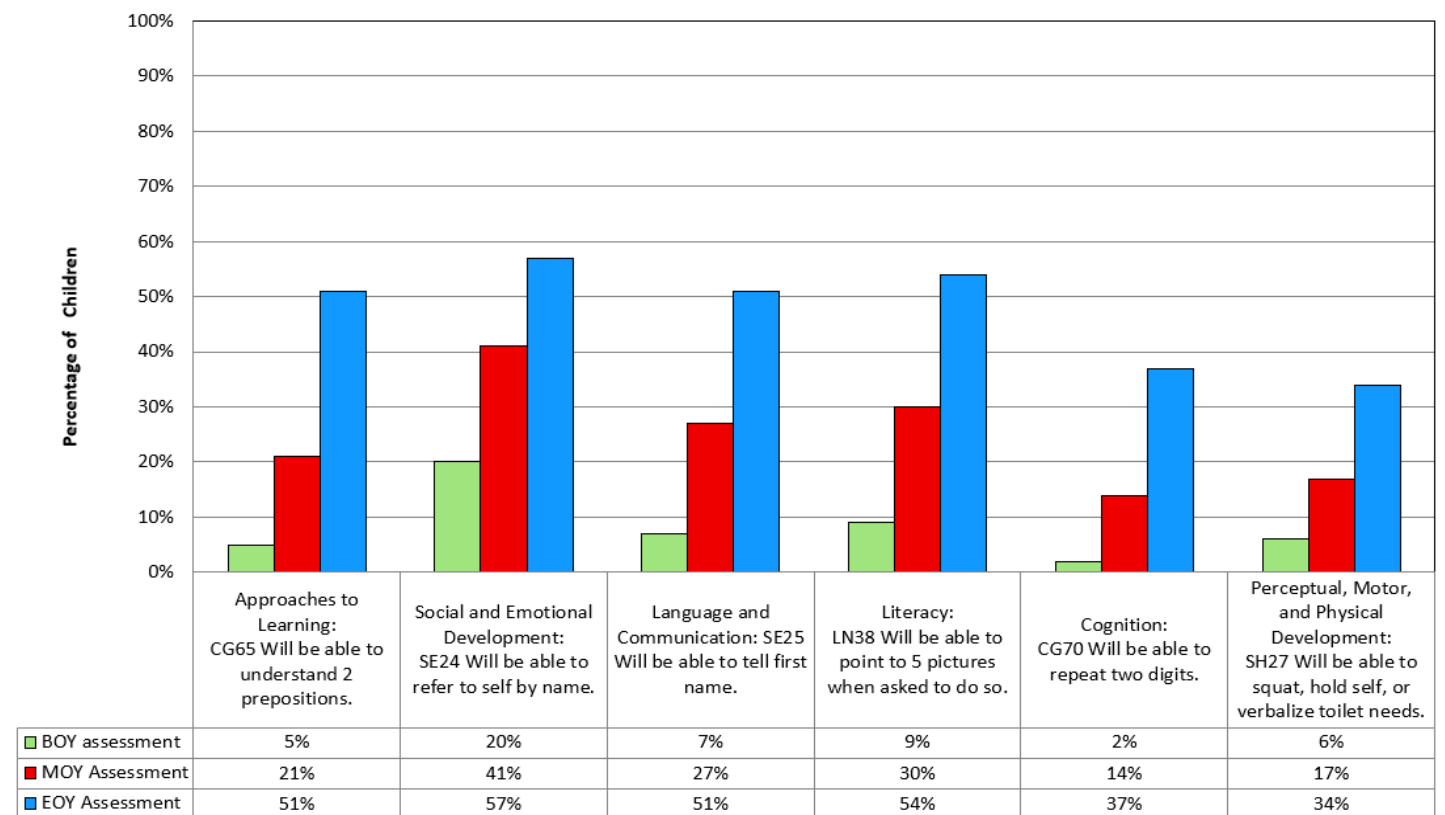


# Children Outcomes

## Infants 0-11 Months - School Readiness Report End of the Year Results 2022-2023



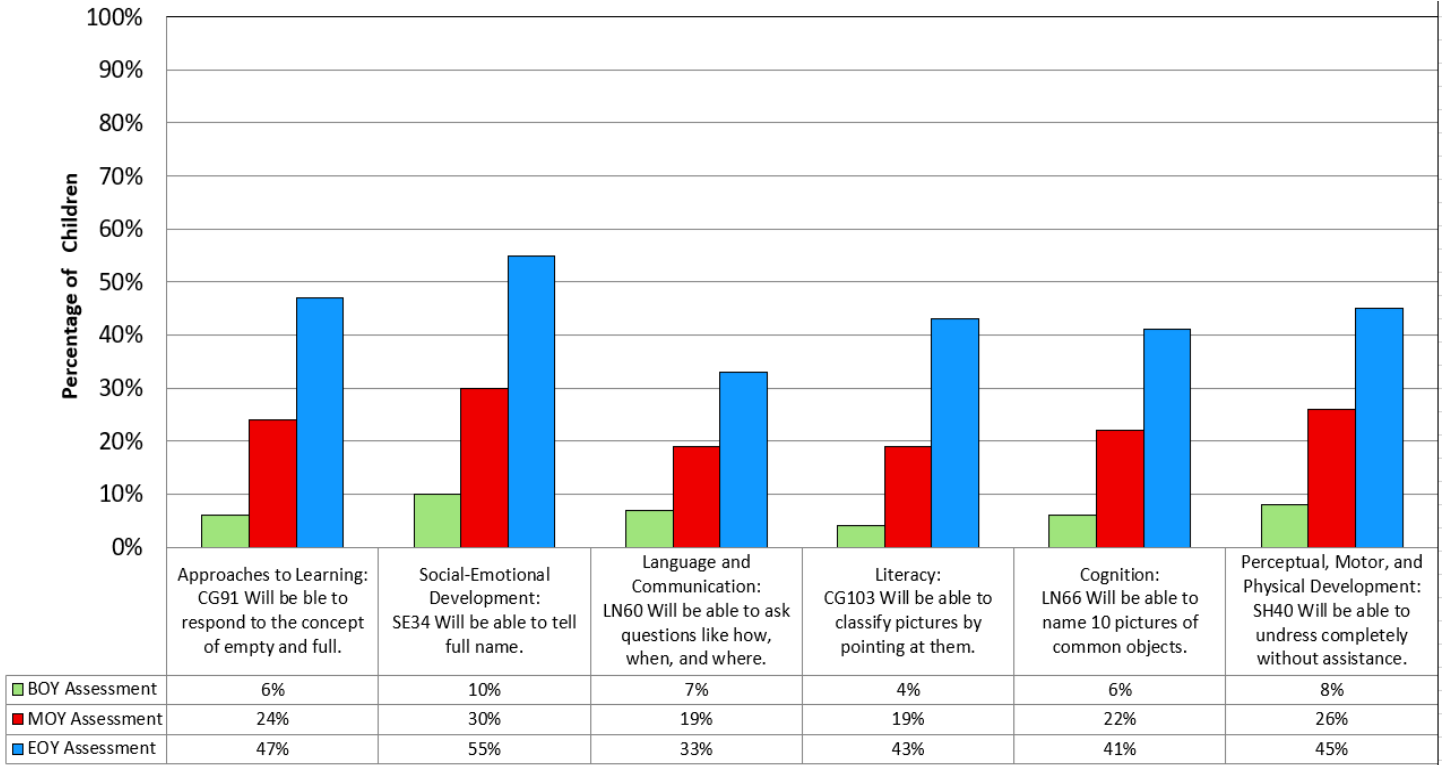
## Mobile Infants 12-23 Months - School Readiness Report End of the Year Results 2022-2023



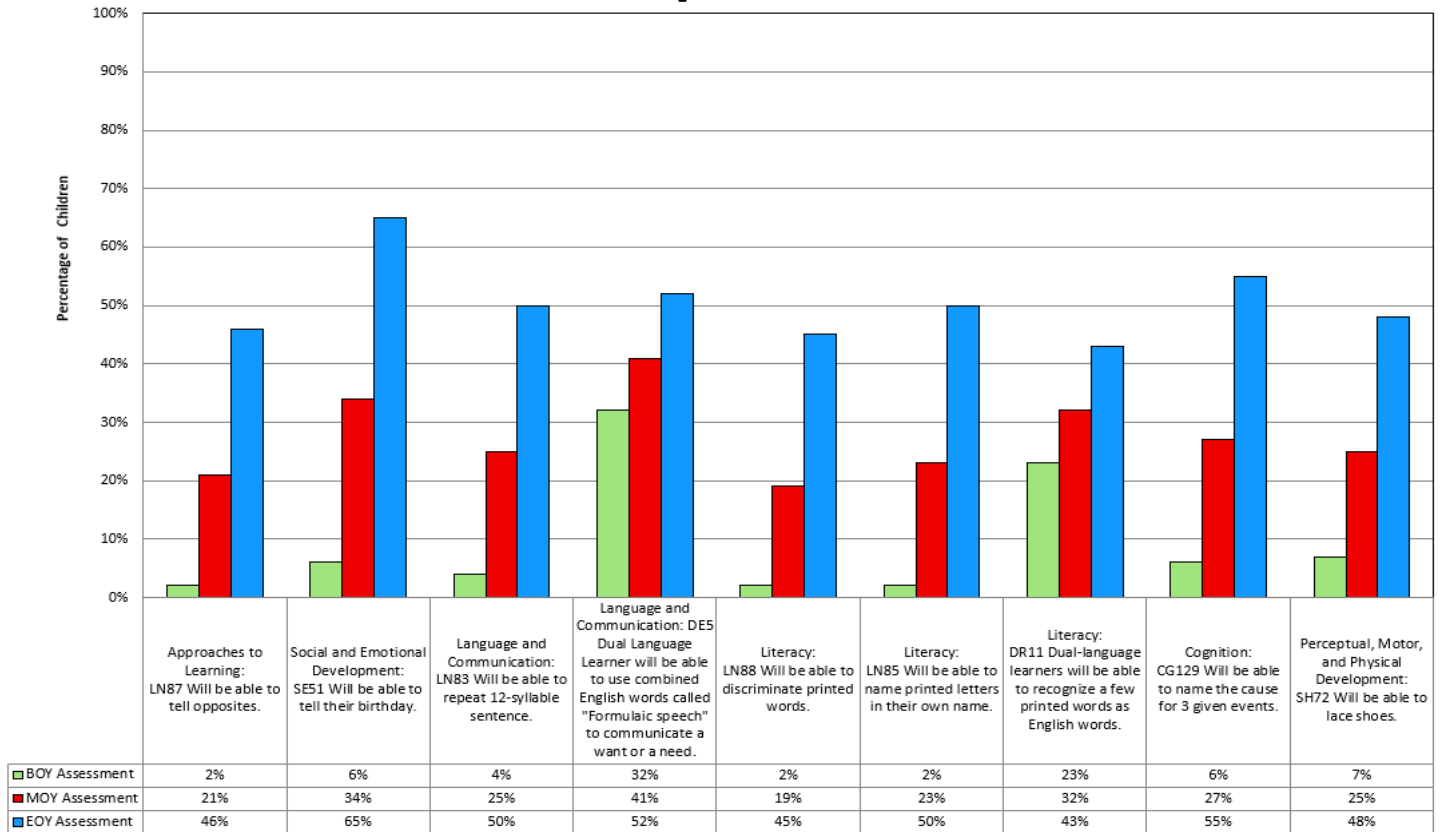


# Children Outcomes

Toddlers 24-35 Months - School Readiness Report End of the Year Results 2022-2023

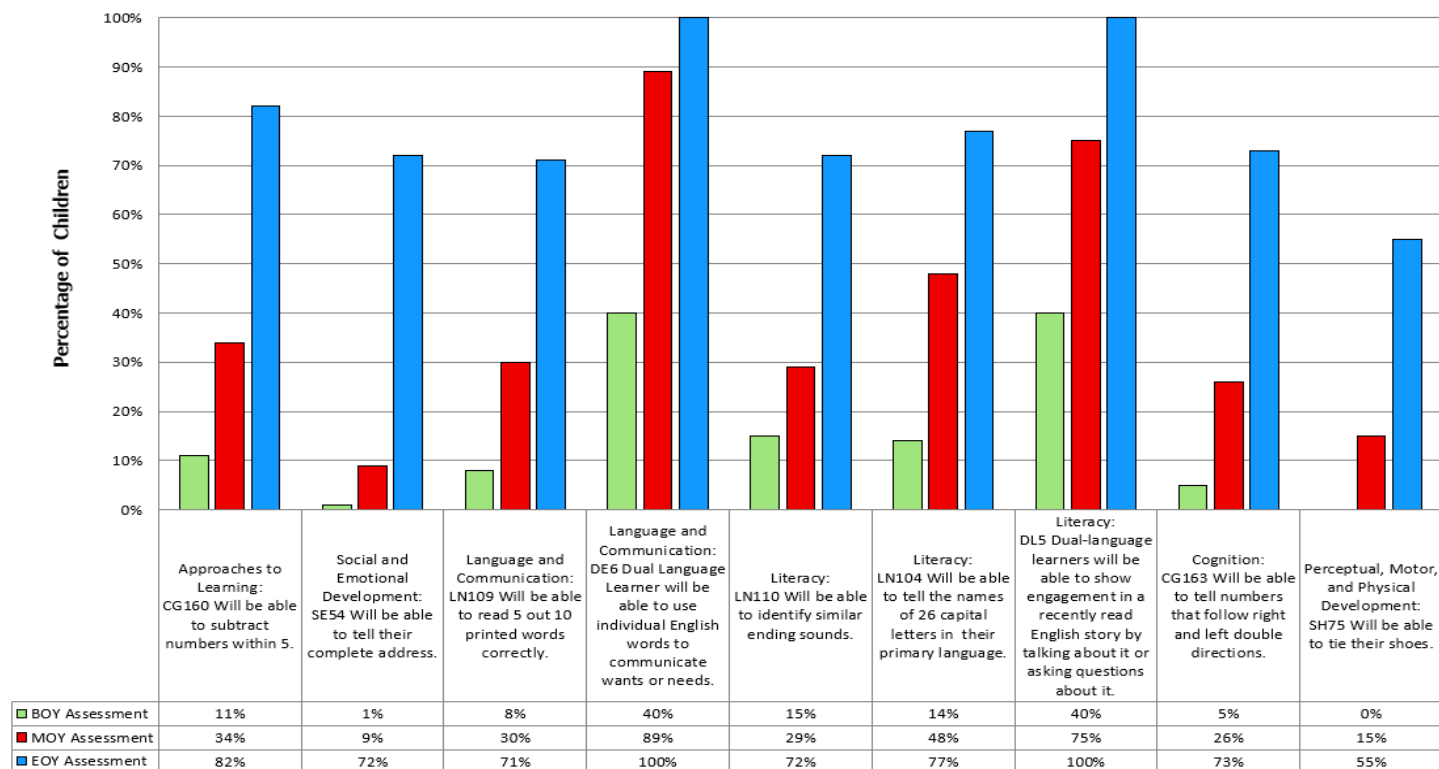


3 Year Olds - School Readiness Report End of the Year Results 2022-2023



# Children Outcomes

## 4 Year Olds - School Readiness End of the Year Results 2022-2023



## Collaboration

Head Start has a working relationship with eight (8) school districts, eight (8) public libraries, and two (2) state-chartered school within its service area. There are written local agreements with each entity. The agreements are updated annually or as specified in the agreements.

School Partnership Activates	Transition Activities	Special Services	Dual Enrollment	Facilities	Food Service	MOU
Brownsville	X	X	X	X	X	X
Harlingen	X	X	X	X	X	X
La Feria	X	X	X	X	X	X
Port Isabel	X	X	X	X	X	X
Rio Hondo	X	X		X		X
Raymondville	X	X	X	X	X	X
San Benito	X	X	X	X	X	X
Santa Rosa	X	X	X	X	X	X
Jubilee Academy (Charter School)	X	X	X	X	X	X
Raul Yzaguirre (Charter School)	X	X	X	X		X





# Family Services

The NINOS, Inc.'s Family Services' objective is to empower and engage parents. The department assists parents in advocating for themselves and their families. Parents play an integral part in the program as decision-makers, program volunteers, and advocates.

The NINOS, Inc. Head Start/Early Head Start Policy Council (HS/EHS PC) is a group of Head Start/Early Head Start parents and community members who help lead and make decisions about the NINOS, Inc. program. Through the HS/EHS PC, parents have a voice in decisions about how the program spends money, what children do in their classrooms, and how it works with community partners.

HS/EHS PC members are elected by the parents of children enrolled in the program. Parents are elected to the Policy Council by the center's parent committee. The HS/EHS PC meets monthly as a group. They work closely with the NINOS, Inc.'s management team and board of directors to provide overall direction for the program.



## Parent Trainings

NINOS, Inc. provides parents with an array of ongoing training sessions, which enhance personal growth opportunities. Topics include parent orientation, pedestrian safety, domestic violence, child abuse and prevention, transition, expanded nutrition program, prenatal care, education and early childhood development, safety practices, continuing education, marriage enrichment, health education, oral health, fatherhood, parent enrichment, disability services, hurricane preparedness and transportation laws.

## Scholarships

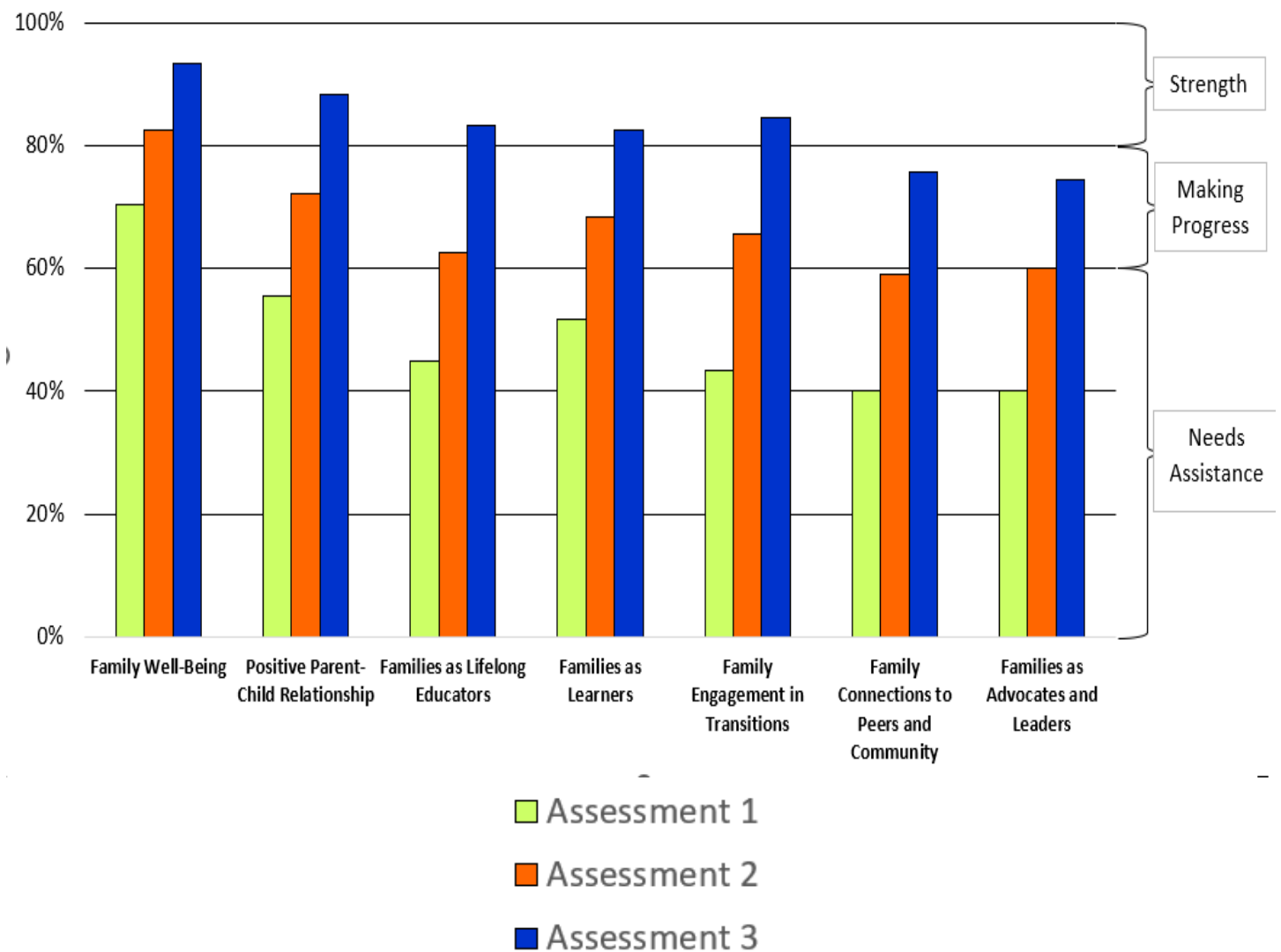
The Policy Council has a scholarship program, which awarded eight (12) scholarships of \$1,200 each; these were awarded to former Head Start students and former and current parents in support of their higher education. The scholarships awarded for the 2022-2023 program year totaled \$14,400.




# Family Outcomes

The program recognizes that goalsetting with individual families is a critical component to achieving positive outcomes for children and families. Families are formally assessed three times a year to follow their developmental progress in Family Goals that were developed in conjunction with the children’s School Readiness Goals. There was growth in all areas.

Head Start and Early Head Start Family Outcomes 2022-2023





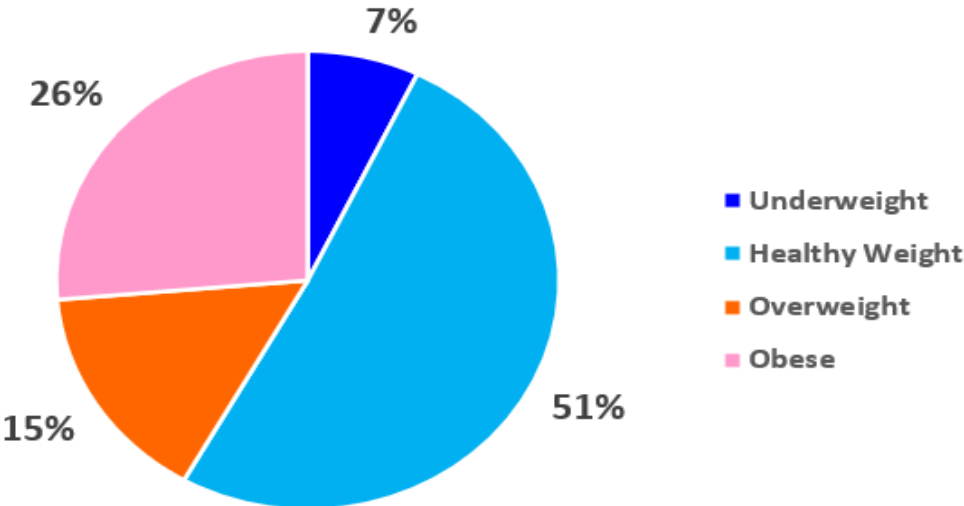
# Health Services



The Health Services Department focuses on educating, screening and advocating for the health of Head Start and Early Head Start children, families and community. The department also provides training on health procedures, monitors and conducts vision, hearing, and dental screenings. Children are referred to physicians for physicals and immunizations, as needed. The agency also has a Health Advisory Committee comprised of community health professionals that meet 3 times a year to discuss health issues within the community and health services for the families.

The following statistical data is based on the 2022-2023 medical records of 1739 enrolled children.

Head Start Body Mass Index (based on children’s age and sex)



The following statistical data is based on the 2022-2023 cumulative enrollment for Head Start of 1818.

Head Start Medical and Dental Services Accessibility	
Percentage of children with an ongoing source of continuous, accessible health care provided by a health care professional	99.8%
Percentage of children with continuous, accessible dental care provided by a dentist	99.7%

The following statistical data is based on the 2022-2023 cumulative enrollment for Early Head Start of 1004.

Early Head Start Medical and Dental Services Accessibility	
Percentage of children with an ongoing source of continuous, accessible health care provided by a health care professional	98.8%
Percentage of children with continuous, accessible dental care provided by a dentist	98.3%





# Financial Information

The management staff formulates the annual budget in collaboration with the Board of Directors and Policy Council finance committees. The proposed budget is categorized with 5 line items as mandated by The Office of Head Start. The line item categories are as follows: Personnel, Fringe Benefits, Travel, Equipment (optional), Supplies, and Other. The annual refunding application, along with the proposed budget, are presented to the Board of Directors and Policy Council for approval.

NINOS, Inc. is in compliance and in good standing with the Administration for Children and Families, Head Start Bureau and the Texas Department of Agriculture (TDA).

The total amount of public and private funds received for Fiscal Year 2022-2023 are as follows:

2022-2023 Total Operating Grant		2022-2023 Budgetary Expenditures	
Head Start	\$13,576,891	Salaries	\$14,256,268
Early Head Start	\$11,072,396	Fringes	\$5,314,080
Texas Department of Agriculture	\$2,597,162	Travel	\$19,198
<b>Total</b>	<b>\$27,246,449</b>	Equipment	\$62,698
		Other	\$3,615,813
		Supplies	\$1,094,654
		T&TA	\$286,576
		Texas Department of Agriculture	\$2,597,162
		<b>Total</b>	<b>\$27,246,449</b>

2022-2023 Non-Federal Share	
Head Start	\$3,394,223
Early Head Start	2,768,099
<b>Total Non Federal Share</b>	<b>\$6,162,322</b>

The American Rescue Plan Act of 2021 provided funding to support needs related to the COVID-19 pandemic. Funds were used in accordance to the Head Start Act to support preventative, preparedness and responsive activities during the coronavirus pandemic.

American Rescue Plan Act of 2022-23 Budget	
Personnel (Hazard Pay)	\$1,466,018
Fringes	\$279,217
PPE and Other Supplies	\$972,994
Education Supplies	\$671,843
<b>Total</b>	<b>\$3,390,072</b>

